

6-STAGE TEMPERATURE-CONTROLLED WATER PURIFIER MACHINE



Desktop Water Purifier

MULTIFUNCTIONAL NEW CONVENIENT TO DRINK WATER

Integrated Filtering and Heating without Installation



VS



- 3 Seconds Boiling Water
- Multi-stage Temperature Control
- Fresh Water
- Installation Trouble
- Water Quality Is Not Fresh
- Wait for Boiling
- Wait for the Water to Cool

RO REVERSE OSMOSIS WATER PURIFIER

Choose Appropriate Temperature to Brew the Beverage



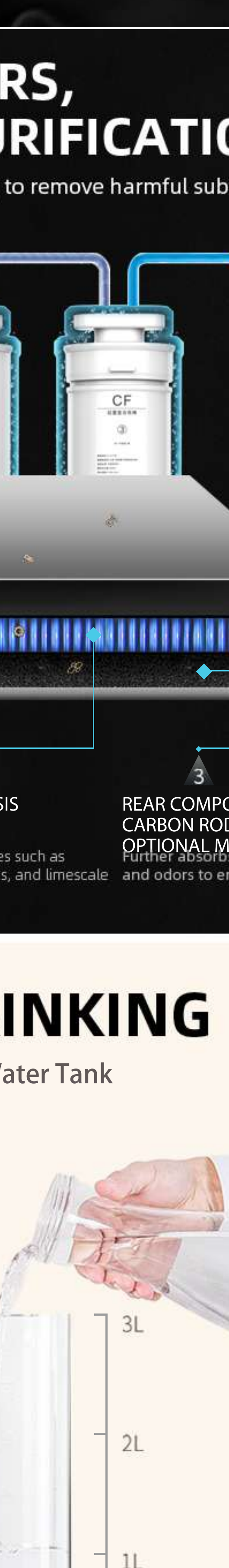
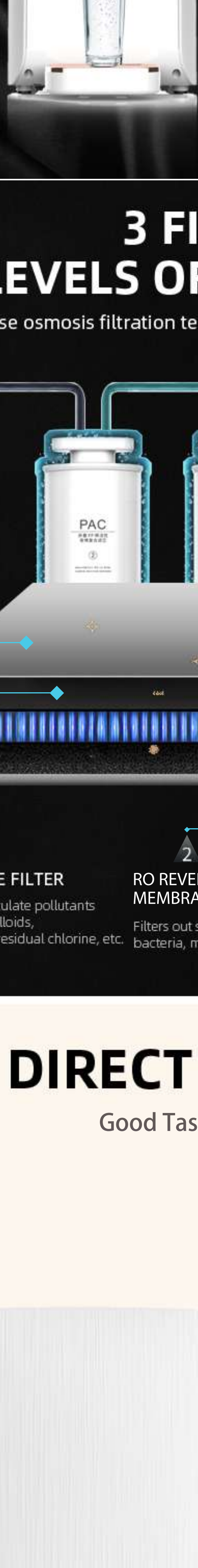
DESKTOP FREE INSTALLATION

Suitable for Bedroom, Kitchen, Dining Room, Office



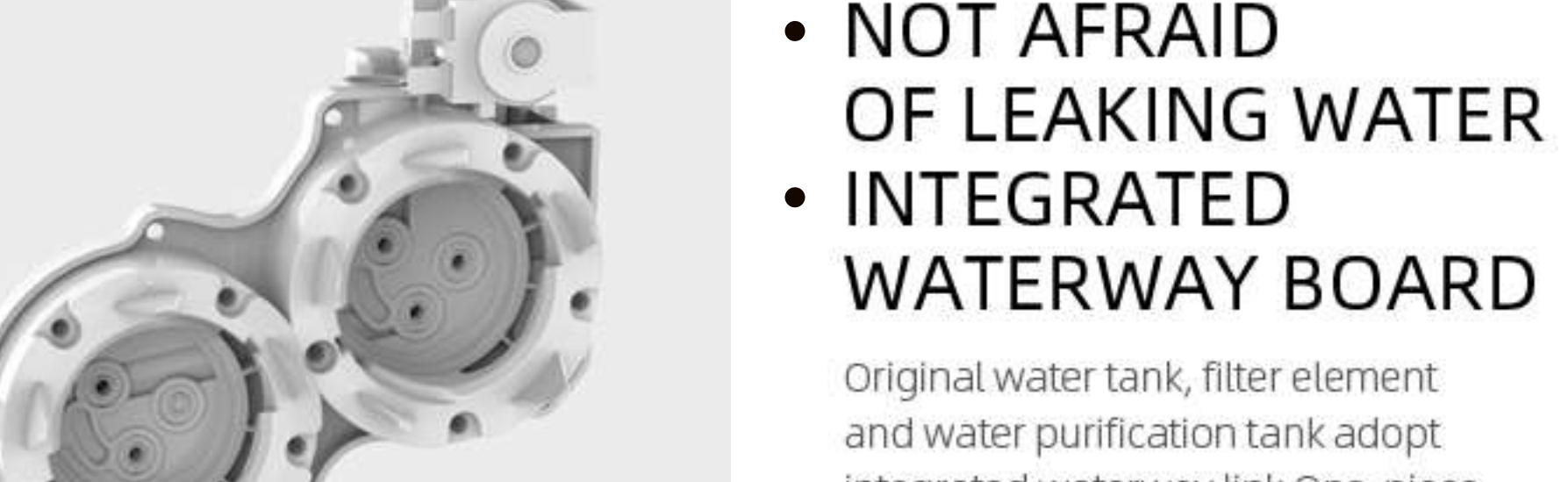
3 SECONDS BOILING WATER

Faster than "Electric Kettle"



3 FILTERS, 4 LEVELS OF PURIFICATION


RO reverse osmosis filtration technology to remove harmful substances



- PAC COMPOSITE FILTER**
Filters out large particulate pollutants such as sand, rust, colloids, adsorption of odors, residual chlorine, etc.
- RO REVERSE OSMOSIS MEMBRANE**
Filters out small impurities such as bacteria, microorganisms, and limescale.
- REAR COMPOSITE CARBON ROD FILTER (OPTIONAL MINERAL)**
Further absorbs abnormal colors and odors to enhance water taste.

DIRECT DRINKING

Good Taste, 3L Water Tank



- NOT AFRAID OF LEAKING WATER
- INTEGRATED WATERWAY BOARD

Original water tank, filter element and water purification tank adopt integrated waterway link One-piece, sturdy and more sealed

NET WASTE WATER SEPARATION TANK

- 3L original water tank
- 1L waste water tank

The waste water tank is stored separately, and the returned waste water will not be repeatedly filtered



Fashion Large Color Screen

SMART FILTER REMINDER



HD Screen Touch Screen Control

Tips for Changing Filter Cores
Filter life 1/2/3 indicator light indicates that the corresponding filter element has reached the end of its life and needs to be replaced

TDS Water Quality

Water Temperature

Reset

Intelligent Washing

Child lock
Give your baby a sense of security Water temperature

DISLIKE AND FEEL TROUBLE CHANGING FILTER CORES

Disposable filter element, changing the filter element is as easy as changing the battery, no tools or professionals are needed, easy to change the element



Dismantle

Disassembly of old filter element: Hold the head of the old filter element and unscrew it counterclockwise.

Change

New filter replacement: Hold the head of the new filter element and turn it clockwise.

TECHNICAL SPECS

