

aqualife 



USER MANUAL

TABLE OF CONTENTS

<i>Meet the HydroLux H2 Water Machine.....</i>	<i>pg 3</i>
<i>What Sets the Water Machine Apart.....</i>	<i>pg 4</i>
<i>Powerful Health Benefits of Hydrogen</i>	<i>pg 5</i>
<i>How to Use</i>	<i>pg 7</i>
<i>Machine Display Functions.....</i>	<i>pg 9</i>
<i>Faucet Display Functions.....</i>	<i>pg 11</i>
<i>Filter Information.....</i>	<i>pg 12</i>
<i>HydroLux H2 Filters.....</i>	<i>pg 14</i>
<i>Troubleshooting.....</i>	<i>pg 15</i>
<i>General Precautions.....</i>	<i>pg 17</i>
<i>Product Specifications.....</i>	<i>pg 18</i>
<i>Warranty.....</i>	<i>pg 19</i>
<i>HydroLux H2 User Health Guide.....</i>	<i>pg 21</i>
<i>Power of Hydrogen Water.....</i>	<i>pg 24</i>
<i>Studies on Hydrogen Water.....</i>	<i>pg 25</i>
<i>Frequently Asked Questions & Contact Assistance.....</i>	<i>pg 26</i>

THE HydroLuxH2 WATER MACHINE — SIMPLY SUPERIOR WATER

Congratulations on taking this next step in your health journey by purchasing the HydroLux H2 Water Machine! Engineered with state-of-the-art technology, this innovative system provides clean, revitalizing water like never before!

Many water companies claim to provide the cleanest, purest water, yet nothing compares to the robust Reverse Osmosis (RO) and UV-C light filtration technology of the Water Machine. It goes beyond filtration by not only removing contaminants, but also enriching the purified water with the powerful benefits of molecular hydrogen H₂.

WELCOME TO HydroLUX H2 WATER

It's simply superior.



WHAT SETS THE HydroLUX H2 WATER MACHINE APART?

- **Superior Filtration:** The HydroLux H2 Water Machine creates the cleanest water possible through a powerful Composite Filter (CBPA) and Reverse Osmosis (ROCB) Membrane Filter. Utilizing this vigorous multi-filtration process, your water is free of bacteria, odors, and heavy metals.
- **Hydrogen Enhancement:** In addition to the powerful multi-filtration system, the HydroLux H2 Water Machine goes one step further by enriching the water with molecular hydrogen. Acting as a smart antioxidant, hydrogen fights off diseases, inflammation, and improves overall cellular health.
- **The UV-C Advantage:** The HydroLux H2 Water Machine leverages the power of UV-C sanitizing light technology to kill bacteria, viruses, and protozoa, that traditional water filters cannot extract. This feature ensures every drop of water is pure, safe, and free from harmful pathogens, setting a new standard for water purification.
- **Minimal Maintenance:** In addition to the powerful multi-filtration system, the HydroLux H2 Water Machine goes one step further by enriching the water with molecular hydrogen. Acting as a smart antioxidant, hydrogen fights off diseases, inflammation, and improves overall cellular health.

POWERFUL HEALTH BENEFITS OF HYDROGEN

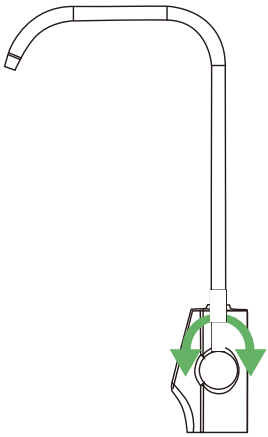
Hydrogen has been proven to act as a **smart antioxidant, fighting off free radicals in the body that cause damage to DNA and trigger diseases.** Additionally, **1,200+ clinical and human studies,** molecular hydrogen has been shown to:

- Reduce Inflammation
- Act as a powerful therapeutic antioxidant
- Boost memory
- Decrease oxidative stress
- Break up harmful free radicals
- Increase energy
- Improve mitochondrial health
- Support anti-aging
- Enhance athletic performance
- Reduce muscle fatigue
- Enhance focus
- Support disease prevention
- Enhance athletic performance
- Reduce muscle fatigue
- Enhance focus
- Support disease prevention

and more...



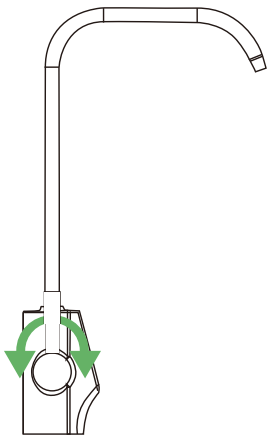
HOW TO USE



1 RO+H2 water

By pushing the right lever of the HydroLux Faucet forward, the water is filtered through the Composite Filter (CBPA), ROCB Membrane Filter, UV-C Sanitization, and enhanced with molecular Hydrogen H2.

Note - When HydroLux H2 Water is dispensed, the Water Machine "wakes up". It may stay on for a few minutes before automatically shutting off.



2 Filtered Water

By pulling the left lever of the HydroLux Faucet, the water only goes through the Composite Filter. This mode does not require power to the unit.

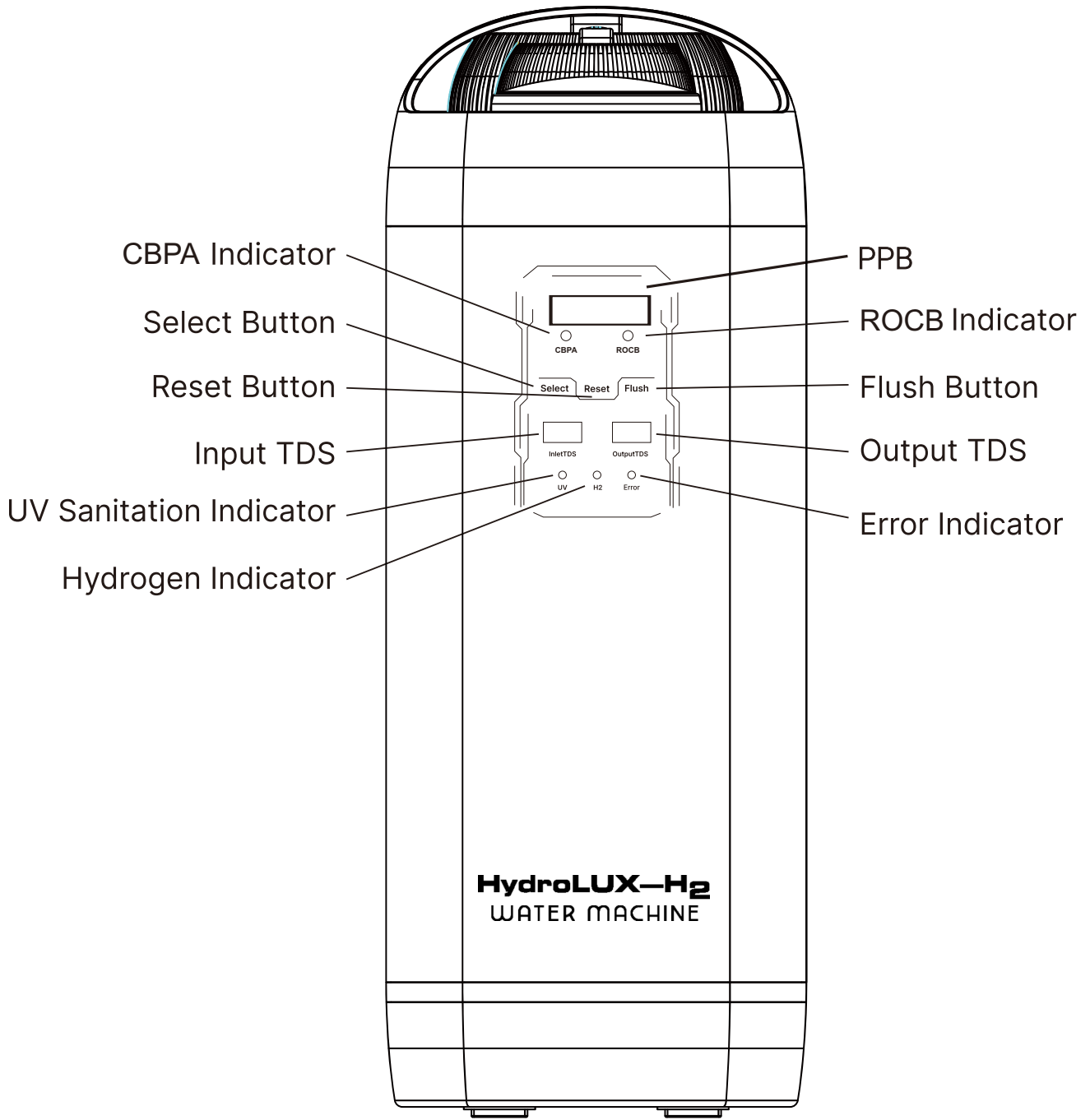
Note - When turning on the Faucet, water may come out with air pockets or high pressure. This is normal, and is a great indicator of molecular hydrogen being created in the water.



MACHINE DISPLAY FUNCTIONS

On the HydroLux H2 Water Machine front display, notice the illuminated letters and buttons. Each have a specific function.

- **ROCB Indicator:** The white indicator light is “on” when the Reverse Osmosis Filter is in use (when dispensing RO+H2). It also indicates filter life.
- See page 15.
- **CBPA Indicator:** The white indicator light is “on” when dispensing Filtered Water. It also indicates filter life
- **Select Button:** Press the Select Button to highlight which Filter to reset.
- **Reset Button:** Press and hold the Reset button until the Machine chimes, to reset the selected filter. Resetting the filter will restart the internal calculator associated to that filter’s life.
- **Input TDS:** This illuminated function indicates the number of Total Dissolved Solids (TDS) of the source water coming into the Machine.
- **Output TDS:** This illuminated function indicates the TDS of the water being dispensed after passing through the filters. **This number should be above**
 1. This is integral for the electrolysis process to create therapeutic levels of molecular hydrogen.
- **Flush Button:** Will flash after pressing the Flush button to begin a 30-minute flush cycle of the Water Machine. Utilize this feature after replacing a filter or not using the Machine for an extended period of time. This flushes the new filter and cleans the Water Machine of any buildup.
- **Hydrogen (H2) Indicator:** This indicator will flash when the UltraLux Water Machine is actively producing hydrogen.
- **Hydrogen production : (H2){PPB}**
- **UV Sanitation Indicator:** The UV Sanitation Indicator flashes when the HydroLux Water Machine is producing RO+H2 water, indicating that the UV-C light sanitation is active.
- **Error Indicator:** The Error Indicator will not illuminate when the Water Machine is actively running properly. When the indicator illuminates white, this indicates that the Water Machine needs to be unplugged from the power outlet for 30 seconds and plugged back in. If it flashes red, there is an internal error in the Machine.



SMART FAUCET DISPLAY FUNCTIONS



- **CBPA:** Indicates filter life.

- **RO:** Indicates filter life.

- **TDS:** Similar to the Water Machine display, the number of output Total Dissolved Solids (TDS) will show on the faucet display. (this syncs every 3-5 seconds)

FILTER INFORMATION

FUNCTION & LIFETIME OF FILTERS

Stage	Filter Cartridge	Filter Composition	Function	Lifespan*
1	1-Year Composite Filter (CBPA)	Polypropylene (PP) Shell & Activated Carbon Block Filter	Filtration accuracy of 5 µm. Removes coarser particles, suspended and organic matter, peculiar smell, color, and some heavy metals in the water.	from 8 up to 12 months
2	ROCB Membrane (ROCB)	Reverse Osmosis (ROCB) Membrane & Post Activated Carbon Filter	Filtration accuracy of 0.0001 µm. Removes bacteria, viruses, heavy metals, and other impurities in the water.	From 30 up to 36 months
3	UV Sanitation	UV-C Light	The UV-C kills organisms (such as bacteria, mold, viruses, etc.) in the water.	30,000 hours

**For reference only. Filter lifespan may vary based on local water quality.*



HydroLUX FILTERS

FILTER REPLACEMENT REMINDER

The HydroLux H2 Water Machine is equipped with a Filter Replacement Reminder. The CBPA and ROCB indicators on the front display of the Machine will display the follow

- **Solid White:** Default is “on” and everything is normal. It indicates less than 80% of the filter life has been used. is “on” and everything is normal. It indicates less than 80% of the filter life has been used.
- **Flash White:** This is a warning to start re-ordering your replacement filter. It means there is less than 20% of filter life remaining.
- **Flash Red and Beep:** Indicates the filter life is exhausted and needs to be replaced.
- **Solid Red:** The filter is over-used, and the Machine will not dispense water in order to protect the internal components. You must replace the filter and call to customer service.

Aqualifeusa.com 718-236-7000

TROUBLESHOOTING

In the event of any of these issues regarding the Hydrolux H2 Water Machine, follow these solutions to troubleshoot these possible issues.

Issue	Possible Cause(s)	Solution
E1 illuminates on the Faucet display and the Error Indicator illuminates white on Water Machine	Water ran too long; or a minor electrical error.	Unplug the power cord for seconds from the Water Machine, then plug it back in.
E2 illuminates on the Faucet display and the Error Indicator flashes red on the Water Machine	There is a leak.	Check for leaks around the Water Machine and contact customer service 718-236-7000
Leaking Quick Connect Ports Behind the Machine	PEX Pipes are not inserted all of the way. Water Machine was installed incorrectly; or the tubes connected to the Machine are coming in at a sharp angle; or the port plugs were removed incorrectly from the Water Machine.	Cut the ends of the tubes approximately 2 inches, ensuring the cut is straight and clean. Then insert, with force, each tube into the Water Machine. Ensure the tubes are not bent and enter straight into the Machine; if leaking continues, the ports may be damaged, and will need to be replaced. Contact support 718-236-7000

Issue	Possible Cause(s)	Solution
No water flow	Diverter Valve was turned off; or the Filters are not seated properly in the Water Machine.	Ensure all Diverter and Shut Off Valves are open. Take Filters out, then place them back into the Water Machine, ensuring they are properly locked into place.
Light will not turn on	The outlet either does not give constant power or enough power.	See page 6 of the Installation Guide to review alternative power options.
Pressing the Flush button does not initiate a Flush Cycle	The Machine is not resetting the internal filter life calculator.	Press the Flush button a second time a second or two after pressing it the first time

GENERAL PERCAUTIONS

1. If you will not be utilizing the Water Machine for an extended period of time (over 1 week), close the Diverter Valve to stop water from entering the Machine, unplug the Power Cord, and remove the CBPA and RO filters from the Machine, placing them in the fridge. When resuming use of the Water Machine, open the Diverter Valve, plug the Power Cord back in, place the filters back into the Machine, and turn on the HydroLux SMART Water Faucet. Press the Flush button on the Machine display to initiate a cycle.
2. If your local water quality is very poor, we recommend replacing the Filters more frequently, ie. 6-9 months, to ensure the quality of the water is pure.
3. The Hydrolux Water Machine should only be used with source water temperatures of 5-45 °C (41-113° F). If you live in cold climate, do not install the Water Machine to outdoor areas. To prevent complications in the Water Machine flow rate, avoid direct sunlight on the Machine and drops in temperature.
4. The flow rate of the Water Machine is defined by the pressure and quality of the source water, in addition to the degree of clogging of the Filter. If the pressure of the source water decreases, the quality turns poor, or the Filter becomes clogged, the flow rate will decrease.
5. If a brand new filter is installed without performing a Flush Cycle before dispensing water, there is a chance particles of Activated Carbon will appear in your water. This isn't harmful to consume. If this happens, run a Flush Cycle and when it is done, dispense the RO+H₂ water for approximately 10 minutes.
6. Be careful when placing items under the sink where the Machine is located as to not damage tubing or the power cord.
7. **Do not run the faucet for more than 30 minutes.** It will cause the Machine to shut down for a precautionary measure. See troubleshooting for more info.

PRODUCT SPECIFICATIONS

Product Name	HydroLux H2 Water Machine
Water Produced	<ol style="list-style-type: none">1. Reverse Osmosis & Hydrogen-Enriched Water (RO+H₂ Water)2. Water Filtered Through the Activated Carbon Composite Filter (Filtered Water)
Product Dimensions	14 ½ x 6 ¼ x 17 in.
Product Weight	21 lbs. 11 oz.
Voltage	110V/220V
Source Water Pressure	0.1-0.4 MPa
Proper Water Temperature Range	5-45°C (41-113°F)
Source Water Connection	Cold Waterline
Flow Rate	1.6 L/min.
Filtration Accuracy	0.0001 µm
Hydrogen Produced	IHSA Certified - Up to 1.8 PPM
Pressure Tank	None
Power Usage	90 Watts

WARRANTY



5 Years Limited WARRANTY

HydroLux H2 Water Machine 5-Year Limited Warranty

All new HydroLux H2 Water Machines come with a 5-Year Limited Warranty on major parts and components. This warranty is valid only if the customer maintains annual service using original Aqualife parts and cartridges installed by Aqualife-certified technicians, starting from the year the system was installed.

Please note: Cartridges and the RO membrane are NOT COVERED by this Limited Warranty and must be replaced as needed at an additional cost. Shipping, technical labor, and replacement units are also not covered under this warranty.

This Limited Warranty is transferable from the original owner to a subsequent owner, provided the system remains at the site of its original installation.

This warranty applies exclusively to residential product applications. If annual service* is skipped, the Limited Warranty will be void.

Customer name _____

Customer signature _____

Date _____

HydroLUX-H₂

WATER MACHINE



USER HEALTH GUIDE

The HydroLux H2 Water Machine the ultimate filtration system that goes above and beyond, so you can experience clean, hydrating water like never before!

This Health Guide will assist you in understanding the benefits of RO+H2 Water and customizing your intake, so you can experience true progress in your wellness journey.

Filtered Water and RO+H2 Water

By removing impurities such as chlorine, lead, bacteria, and sediment, the Water Machine produces Filtered Water and RO+H2 Water, providing cleaner, safer hydration. With advanced filtration technology, the Water Machine can enhance the taste and odor of water, making it beneficial for your health and enjoyable to drink.

In general, drinking at least 6-8 glasses (about 2-2.5 liters) of water daily, will support hydration levels and your overall health.



Filtered Water

This water is passed through the Composite Filter (CBPA). This CBPA system is composed of multiple layers, including activated carbon, sediment filters, and other specialized materials. These layers work together to remove various impurities and contaminants from water, such as chlorine, sediment, heavy metals, and volatile organic compounds (VOCs).

You would use this for cooking water, filling very large sports or camping containers, or in situations when you don't want to use power or don't have power.

You can utilize this water through other items such as ice machines and refrigerators by splitting the Filtered Water line. See the included Installation Guide for more details.

ROCB+H2 Water

If you are searching for clean, safe, and hydrating drinking water, then RO+H2 Water from the Water Machine is right for you. **The Water Machine combines the power of a Tankless Reverse Osmosis (ROCB) Membrane Filter, UV-C Sanitation, and Molecular Hydrogen to effectively remove all contaminants.**

The ROCB Filter utilizes a semi-permeable membrane to separate contaminants and impurities from water molecules. Then the UV-C Sanitation eliminates microorganisms, fighting against waterborne pathogens. Going one step further, the Hydrolux H2 Water Machine enriches the water with molecular hydrogen gas.

The molecular hydrogen gas will escape an open container after a few hours. To retain the therapeutic levels of molecular hydrogen for longer, store it in a sealed bottle, preferably a stainless steel or glass container. This will hold the molecular hydrogen in the water for up to several hours.

Refrigerating the water will slow down the release of the added molecular hydrogen, but freezing the water will not retain any molecular hydrogen in the ice. However, if you prefer your water ice cold.



we do recommend still using the RO+H₂ Water to make your ice cubes as the water is still extremely pure even after the hydrogen gas escapes!

You may add electrolytes, powder packs, or flavoring to the water and they will not have a significant impact on the added hydrogen gas.

Although boiling RO+H₂ Water will cause the hydrogen to dissipate, you should still use RO+H₂ Water to make hot drinks when possible. It will still give you ultra-filtered RO water that is great for coffee and tea.

Whenever you are filling up containers or glasses to drink, you should be dispensing RO+H₂ Water to get the most health benefits.

Consuming around 1-3 liters of hydrogen water per day can help you experience its therapeutic effects.



POWER OF HYDROGEN WATER

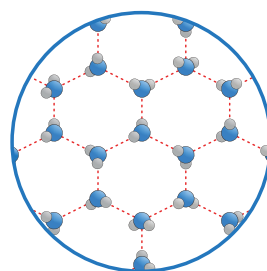
Molecular hydrogen, often referred to simply as hydrogen gas (H₂), is a powerful anti-oxidant that has numerous beneficial effects on the body. When consumed, hydrogen molecules have the ability to selectively neutralize harmful free radicals, reducing oxidative stress and inflammation in the body.

As a safe, non-toxic, and effective antioxidant, hydrogen holds great potential for promoting your overall health and mitigating the risk of oxidative stress-related diseases. It plays a supportive role in fighting against diseases such as:

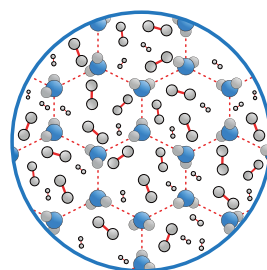
- Parkinson's Disease
- Alzheimer's Disease
- Heart failure/disease
- Ocular diseases

The HydroLux H₂ Water Machine is IHSA Certified to produce up to 1.8ppm of molecular hydrogen. This is well above the therapeutic grade.

You may find the certification on aqualifeusa.com and more info on the testing on the IHSA website: www.h2-analytics.com



REGULAR WATER



HYDROGEN WATER



Studies on Hydrogen Water

1. In a study monitoring the hydrogen water intake in patients, they found that **hydrogen water possessed an ability to cross the blood-brain barrier, offering high potential to reduce oxidative stress in the brain.**¹
2. A study observed two groups of volunteers, to note the significance hydrogen-enhanced water had on endurance. One group drank hydrogen-enriched water, while the other drank normal water. **The group that drank the hydrogen water demonstrated significant improvement in endurance and fatigue.**²
3. Researchers conducted a double-blind placebo-controlled comprehensive study investigating the effects of hydrogen-water in healthy adults. **Their findings showed that the group who took 1.5 L of H₂-water for 4 weeks showed reduced cell death and inflammatory responses.**³

**To read more hydrogen studies,
scan the QR code!**



1. Mizuno, Kei1-,5; Sasaki, Akihiro T.1-,3,6; Ebisu, Kyoko1,3; Tajima, Kanako2,3; Kajimoto, Osami1,5; Nojima, Junzo7; Kuratsune, Hirohiko8; Hori, Hiroshi1-,3; Watanabe, Yasuyoshi M.D., Ph.D.1-,4,6,* Hydrogen-rich water for improvements of mood, anxiety, and autonomic nerve function in daily life. *Medical Gas Research* 7(4):p 247-255, Oct-Dec 2017. | DOI: 10.4103/2045-9912.222448
2. Toshio Mikami, Kohei Tano, Hosung Lee, Hyowon Lee, Jonghyuk Park, Fumiaki Ohta, Tyler W. LeBaron, and Shigeo Ohta. 2019. Drinking hydrogen water enhances endurance and relieves psychometric fatigue: a randomized, double-blind, placebo-controlled study. *Canadian Journal of Physiology and Pharmacology*. 97(9): 857-862. <https://doi.org/10.1139/cjpp-2019-0059>
3. Sim, M., Kim, CS., Shon, WJ. et al. Hydrogen-rich water reduces inflammatory responses and prevents apoptosis of peripheral blood cells in healthy adults: a randomized, double-blind, controlled trial. *Sci Rep* 10, 12130 (2020). <https://doi.org/10.1038/s41598-020-68930>

FREQUENTLY ASKED QUESTIONS

Doesn't water already have hydrogen in it?

The hydrogen in water is chemically bonded to oxygen, so in order to get the true benefits of molecular hydrogen, it needs to be separated from the oxygen and consumed in its gas form. This can be accomplished through the electrolysis process in the UltraLux Water Machine.

Can I cook with my hydrogen water?

Yes, you can cook with RO+H₂ Water, however, the hydrogen will not stay in the water during cooking but you will have purified RO water to cook with.

Will hydrogen water cure cancer or other diseases?

While some studies show that molecular hydrogen may have antioxidant and anti-inflammatory properties that could potentially be beneficial for certain health conditions, including cancer.

Can I take medications with RO+H₂ Water?

RO+H₂ Water is perfectly safe for taking medications since it has a neutral pH..

CONTACT FOR ASSISTANCE

Now that you know exactly how to operate and use your HydroLux H2 Water Machine, it's time to take full advantage of the amazing benefits!

Feel free to reach out to our customer service team with any questions or concerns

(718) 236 7000
www.aqualifeusa.com
www.h2-aqua.com



powered by
aqualifeusa
WWW.AQUALIFEUSA.COM